

Dancing with the Spirit
VOLUME 2 FIDDLE TAB BOOK
For use only for educational purposes



DANCING WITH THE SPIRIT

1205 Denali Way, Fairbanks, Alaska 99701

www.dancingwiththespirit.org

For more information, contact
Belle Mickelson, Director

Dancingwiththespiritak@gmail.com

907-388-3347

Mahsi' choh, Baasee', Quyanaq, Quyana, Quyanaa, Gunalcheesh, Haw'aa, Awa'ahdah and
Thank You to all Alaskan fiddlers—especially those who have helped with these fiddle
tunes: the Rev. Dr. Trimble Gilbert, Lester Erhart, Bill Stevens, Bill Demoski, Bergman
Esmailka, Lincoln Roberts, Moses Henzie, Johnson Moses, John Christian, the Rev. Silas
Bergman, Gregory Gilbert, Brennan Firth, Mike Mickelson, Angela Oudean, Jason Norris,
Annalisa Tornfelt, Amanda Kerr, Katy Rexford, Aurora Bowers, Leneil Hafford, Lynette
Hafford and the Rev. Belle Mickelson

Dancing with the Spirit Volume 2
FIDDLE TAB CONTENTS
For use only for educational purposes



FIDDLE TAB CONTENTS

- 1. Amazing Grace - Koyukon (G)**
- 2. Boil Them Cabbages (A)**
- 3. Can't Help Falling in Love (D)**
- 4. Country Roads (G)**
- 5. Crawdad Song (G)**
- 6. Delaa do laa (A)**
- 7. Faded Love (D)**
- 8. God Is So Good (D)**
- 9. Hello Mary Lou (A)**
- 10. Hey Good Lookin' (C)**
- 11. I'll Fly Away (D)**
- 12. I Saw the Light (G)**
- 13. I've Endured (G)**
- 14. Jambalaya (D)**
- 15. Jambalaya Cajun Style (D)**
- 16. Kreist Tsut Annei Chilig 93 - Gwich'in (D)**
- 17. Liza Jane (A)**
- 18. Mary Had a Little Lamb (A)**
- 19. Midnight Special (G)**
- 20. Move It On Over (D)**
- 21. On My Mind (D)**
- 22. She'll Be Coming 'Round the Mountain (G)**
- 23. Stand by Me (G)**
- 24. Sweet By and By (E)**
- 25. Sweet By and By (G)**
- 26. Swing Low, Sweet Chariot (D)**
- 27. That's All Right Mama (E)**
- 28. Wagon Wheel (G)**
- 29. You Are My Sunshine (D)**
- 30. Fiddle Tab for Mandolins**

Dancing with the Spirit Volume 2
FIDDLE, MANDOLIN, GUITAR VIDEOS
Found at <https://dancingwiththespirit.org/download-songs/>
For use only for educational purposes



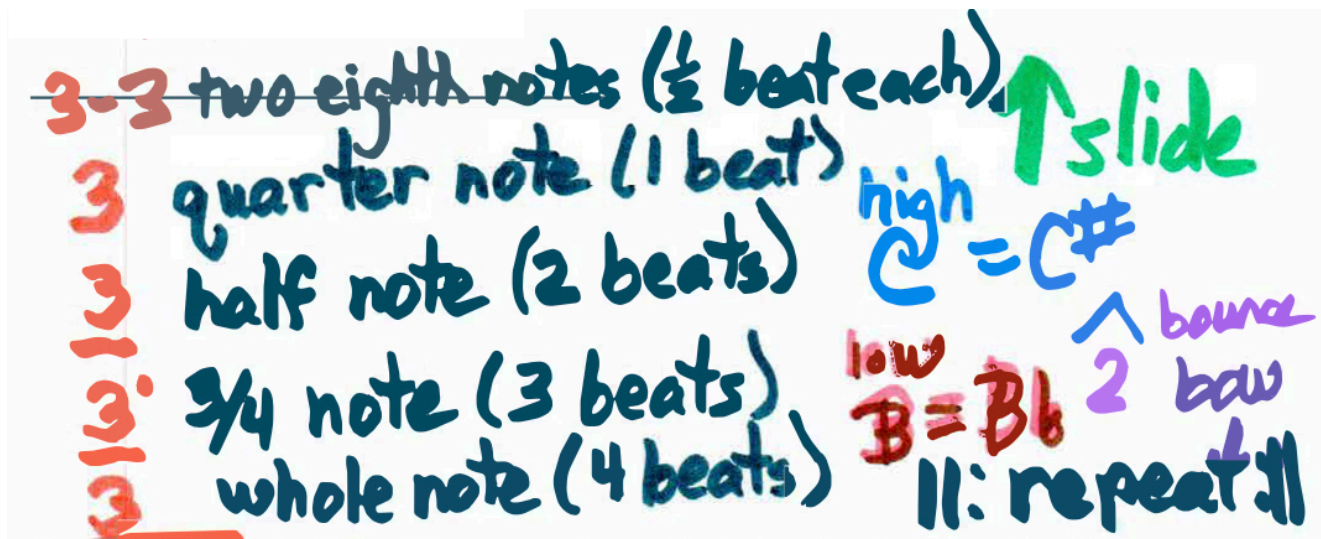
1. Amazing Grace by John Newton (G) Koyukon Angela Oudean
2. Boil Them Cabbages (A) Lynnette and Leneil Hafford
3. Can't Help Falling in Love by Peretti, Creatore & Weiss (D) Angela Oudean
4. Country Roads by Danoff, Nivert, and Denver (G) Katy Rexford
5. Crawdad Song (G) Stella and Jason Norris
6. Delaa do laa (A) Koyukon Crane Song Angela Oudean
7. Faded Love by Wills, Wills, and Wills (D) Amanda Kerr
8. God Is So Good (D) Angela Oudean
9. Hello Mary Lou by Gene Pitney (A) Angela Oudean
10. Hey Good Lookin' by Hank Williams (C) Angela Oudean
11. I'll Fly Away by Albert Brumley (D) Angela Oudean
12. I Saw the Light by Hank Williams (G) Angela Oudean
13. I've Endured by Ola Belle Reed and Dave Reed (G) Amanda Kerr
14. Jambalaya by Hank Williams (D) Angela Oudean
15. Jambalaya (Cajun Style Slow) by Hank Williams (D) Jason Norris
16. Jambalaya (Cajun Style) by Hank Williams (D) Jason Norris
17. Kreist Tsut Annei Chilig 93 Gwich'in (D) Angela Oudean
18. Liza Jane (A) Aurora Bowers
19. Mary Had A Little Lamb (A) Aurora Bowers
20. Midnight Special (G) Angela Oudean
21. Move It On Over by Hank Williams (D) Angela Oudean
22. On My Mind by Organ and James (D) Angela Oudean
23. She'll Be Comin' Round the Mountain (G) Angela Oudean
24. Stand by Me by King, Lieber, and Stoller (G) Angela Oudean
25. Sweet By and By by Bennett and Webster (E) Angela Oudean
26. Sweet By and By by Bennett and Webster (G) Angela Oudean
27. Swing Low Sweet Chariot (D) Angela Oudean
28. That's All Right Mama by Arthur Crudup (E) Angela Oudean
29. Wagon Wheel by Dylan and Secor (G) Katy Rexford
30. You Are My Sunshine by Oliver Hood (D) Angela Oudean
31. Guitar Runs by Jason Norris
32. Mandolin Tuning by Jason Norris

Dancing with the Spirit Fiddle Tab Book Introduction

We hope you have lots of fun playing the fiddle! Fiddle tab is an easy way to get started. Use the fiddle tuning video or find a fiddle player to help you tune up - and then mark your fiddle. It's helpful to put lines on your fiddle showing where your first three fingers go... And then mark the bridge with colored markers so, as you hold the fiddle, you can see the colors.



To read this Fiddle tab, the numbers in each color correspond to which finger is placed on each string for instance, a green 3 means to put your third finger on the green or “A” string. If the number has the word “high” above it, put your finger a little above the line (closer to your body) to make the note sharp. If the number has the word “low” above it, put your finger a little below the line (away from your body) squished next to the finger below to make the note flat. Dashes signify eighth notes; a plain number is a quarter note that gets 1 beat; an underlined note is a half note which gets 2 beats; an underlined note with a dot is a three-quarter note which gets 3 beats; and a long underlined note is a whole note which gets 4 beats. This is traditional music - so tablature just approximates live music!



Many thanks to all the fiddle players past and present who have inspired and encouraged us! Thanks for all the joy you will bring to your friends, families, and communities - with your fiddle! Much love and many blessings,

Belle

[Back to Contents](#)

1. Amazing Grace - Koyukon (G)

by John Newton

3-3 **3** **0-1**

1-0 **3** **3** **0**

3-3 **3** **0-1** **1-3** **3**
5 beats

1 **1-3** **3-1** **3**

1-0 **3** **3** **0**

3-3 **3** **0-1** **1-0** **3**

4 beats

[Back to Contents](#)

A part

2. Boil Them Cabbages (A)

Traditional

2 2-2 2 2-2 3 3-3 3 3-3

2 2-2 2 2-2 1 1-1 1 1-1

2 2-2 2 2-2 3 3-3 3 3-3

2 2-2 1 1-1 0 0-0 0

B part

1 1-1 1 1-1 2 2-2 2 2-2

1 1-1 0 0-0 1 1-1 1 1-1

1 1-1 1 1-1 2 2-2 2 2-2

2 2-2 1 1-1 0 0-0 0

Shave 'n a Haircut 3 0-0 1 0 2-3

3. Can't Help Falling in Love (D)

By Peretti, Creatore, and Weiss as sung by Elvis Presley

Verse

||: 0 0 2[•] 1-2 3 2 1[•]

1-2 ^{high} 3 0 1-2-3 2 1 0 :||

Chorus

Like a river

(^{high} 3 2 0-2 2 1) x 3

0 0 2 0

2 3 2-1

Play verse one more time

[Back to Contents](#)

Verse

4. Country Roads (G)

by Bill Danoff, Taffy Nivert, and John Denver

0-0 1 0 1 0-1 3

0-0 1 0 1-1 1-0 1-3

0-0 1 0 1 3-3 0 1

0-0 0-0 1 0 1 3-3 0 3

Chorus

3 0 1 1-0-3 0

1 0 3 1 3 0

0-0 3 1 1 0-3 0 1

1 0 3 3 0 3

[Back to Contents](#)

5. Crawdad Song (G)

Traditional Afro-American song as sung by Woodie Guthrie

3-3-3-3-3-3 3-3 4 3 3 1 3

3-3-3-3-3-3 3-3 4 3 3 0

3-3-3-3-3-3 3 4 3 3

low low
1-1 0-0 3-3 0-0

low low
1-1 0 3

1 3 1 0 1 3

[Back to Contents](#)

6. Delaa do laa (A)

As taught by Ts'aayeneck 'eelno Jennie Huntington

It's an old Koyukon love song about the crane (deldoole). The crane told his friend to reach over with your long legs and touch the girl he liked.

Chorus

2-2 1-2-0 1

1-1 0-2

1-1 0-2 1 2 0-2 0

Verse

2-2 1-2-0 1

1-1 0-2 1

1-1 0-2-1 1 2 0 2-0

2-2 1-2-0 1

1-1 0-2 1 2 0 0-2 0

Play Chorus again

[Back to Contents](#)

7. Faded Love (D)

by Bob, John, and Billy Jack Wills

Verse

[^]0 [^]2 0 0 1-0 2 1 0 3 3 4-3
 2 1 0 0 1-0 2 0 2 1 1 2-1
[^]0 [^]2 0 0 1-0 2 1 0 3 3 4-3
 2 1 0 3 1-0 1 2 3• (4) 3

Chorus

[^]1 ^{low}[^]2 3 3 4-3 1 0 3 1 1 2-3
[^]1 ^{low}[^]2 3 3 4-3 1 ^{low}2 1 0
[^]1 ^{low}[^]2 3 3 4-3 1 0 3 1 1 2-3
 2 1 0 3 1-0 1 2 3 3 (4) 3

[Back to Contents](#)

8. God Is So Good (D)
Traditional

0 0 2 1

1 1 3 2

2 2 0 3

1 3 2 1 0

[Back to Contents](#)

9. Hello Mary Lou (A)
by Gene Pitney as sung by Ricky Nelson

1-1 **1** **2** **1** - **0** **1** **0**

1 **2** **2** **2** **2** **2** **2** **1** **0** **1**

1-1 **1** **2** **1** - **0** **1** **0**

0 **1** **2** **2** **0** **1** **2** **1** **0**

[Back to Contents](#)

10. Hey Good Lookin' (C)

by Hank Williams

low low

2 **2** **0** **3** **0**

low low

2 **2** **0** **3** **0**

low

0 **0** **0** **0** **1** **1** **0** **3** **2**

[Back to Contents](#)

Verse

11. I'll Fly Away (D)

by Albert Brumley

2 0 1 0 2 1 2 3 2 1

0 2 2 1

2 0 1 0 2 1 2 3 2

2 1 1 0

Chorus

0 2 2 0 2 1 0

0 2 2 1

1 2 0 0 1 2 1 2 3 2

2 1 1 0

[Back to Contents](#)

Verse

12. I Saw the Light (G)

by Hank Williams

0 **0** **1 3** **1** **0** **0** **1 3**
0 **3** **1 3** **3** **0** **3** **1 0**
0 **0** **1 3** **1** **0-0-0** **1 3**
3 **0-3** **1 3** **1-1** **0** **3**

Chorus

1-1 **0-1-0** **3** **1-1** **0** **1**
1 **3** **1 3** **3** **0-3** **1 0**
0 **0** **1 3** **1** **0-0** **1-3**
1-3 **0-3** **1 3** **1-1** **0-3**

[Back to Contents](#)

Low Part

13. I've Endured (G)
by Ola Belle Reed and David Reed

3 3 0 3-1 0 3 3 3-1 0 1
1 1 1 0 1 0 1 0 2-1 0 2 0
1 1 1 0 1 3 1 0 2-1 0 2
2 0 1 1 0 2
2 0 1 0 1 1-2 1 0

High Part

2 2 3 2-0 3 2 2 2-0 3 0
0 0 0 3 0 3 0 3 1-0 3 1 3
0 0 0 3 0 2 0 3 1-0 3 1
1 3 0 0 3 1
1 3 0 3 0 0-1 0 3

Verse

14. Jambalaya (D)

by Hank Williams

2 0 1 2 0 1 0 2 0 1

0 0-0 2 2 1 0 0-1[•] 0-0 2

3 3 3 1-0 3 1-0 0-0 1

0 0-0 2 2-1 0 0-2[•] 2-1 0

Chorus

1-1 1 3-1 3 1 0-0 1

Then play 2nd, 3rd, 4th lines of Verse

[Back to Contents](#)

15. Jambalaya Cajun Style (D)

by Hank Williams

0-0-2 0 1 1-0 2 0 1 1-0

2 3 0 ^{low} 1 1 1-1 ^{low} 1-1 1-1

1-2-0-1-1 2 2-2 1 2 2-2

1-2 1 2 1 0 1 0 2 0 1 2 2-2 1-2 2-2

0 2 0 1 1 3 3-3 1 3 3-3

1 3 1 3 1 0 1 0 2 0 ^{low} 1 1 1-1 ^{low} 1 1 1-1

1 2 0 1 1 2 2-2 1 2 2-2

1 2 1 2 1 0 1 0 2 1 2 1 0-0

2-0 1-3

[Back to Contents](#)

16. Kreist Tsut Annei Chilig 93 - Gwich'in (D)
by the Venerable Archdeacon McDonald

0 0-0 0 2 2-2 2

0 1-0 3 2 1· 2 1·

1-2 3-1 2 0

0-2 1 ^{high}3 ^{high}3 0·

[Back to Contents](#)

A Part

17. Liza Jane (A)

Traditional

||: 2 0 1 0 2 0 1 0

2 0 2 0 _____

2 0 1 0 2 0 1 0

2 2 1 0 _____ :||

B Part

||: 3[•] 0 1 0

2 0 2 0 _____

3[•] 0 1 0

2 2 1 0 _____ :||

Shave 'n a Haircut 3 0-0 1 0 2-3

[Back to Contents](#)

18. Mary Had a Little Lamb (A)

by Sarah Josepha Hale and Lowell Mason

2 1 0 1 2 2 2

1 1 1 2 0 0

2 1 0 1 2 2 2 2

1 1 2 1 0

[Back to Contents](#)

19. Midnight Special (G)

Traditional

1-1 1-1 0-3 0 3

3-3 3 1 0

0-0 0 0 1 0

1-1 1 0 3

1-1 1-1 0-3 0 3

3-3 3 1 0

0-0 0 0 1 0

1-1 1-1 0-0 3

[Back to Contents](#)

20. Move It On Over (D)

by Hank Williams

0 **2** **0** **0** **2** **0**

0 **2** **0** **1** ^{low}**2** **0** **2**

low low low low
2-2 **2** **2-0** } }

0-0 **0** **0-1** } }

low
2 **1** **0** **1-0** **3** **1** **0**

high
1 → **1** **0**

[Back to Contents](#)

Verse

21. On My Mind (D)

by Organ and James as sung by Lester Flatt and Earl Scruggs

[^]0 [^]0 ↑3 3-0 2
 2 0 0 2 2-1
[^]0 ↑[^]2 2 1 0 1 0 2-0
[^]0 [^]0 ↑3 3-0 2
 2 0 0 2 2-1
[^]0 ↑[^]2 2 1 0 3-2-1 0

Chorus

2 [^]0 ↑3 3 2 2-1
[^]0 ↑[^]2 2 1 0 1 0 2-0
 0 0 ↑3 3-0 2
 2 0 0 2 2-1
 0 ↑2 2 1 0 3-2-1 0

[Back to Contents](#)

22. She'll Be Coming 'Round the Mountain (G)
Traditional

0 1 3 3-3 3 1 0 2 0 3

3 0 1 1-1 1 3 1 0 3 0

low

3 2 1 1-1 1 0 3 3 3

1 1-1 1 0 3

2 1 0 0-0 0 1 0 1 2 3

[Back to Contents](#)

23. Stand by Me (G)

by Ben E. King, Jerry Lieber, and Mike Stoller

1-3 0• 1-3

3-0 1 0 3•

3-0-1-3• 3-1-0-3• 0-3 3

1-3 0• 1-3-0-3

3-3-0-1-1-0-3•

3-0-1-3• 3-1-0-3• 0-3 3

So, darling, darling

3-0 3 ^{low}2 1 0• 0 0

3-0-1 0 3•

3-0-1-3• 3-1-0-3• 0-3 3

Verse

24. Sweet By and By (E)

by Fillmore Bennett and Joseph P. Webster

high high
1-2 3 2-1 2 1-3 2

high high high high
1-2 3 3-3 1 1-3 2

high high
1-2 3 2-1 2 1-3 2

high low
1-2 3 2-1 2 1-1 1

Chorus

high high
3-0 1 1-3 2

high high high high
2-3 0 0-0 0 3-2 3

high high
3-0 1 3-2 1

low high high low
1-3 2 1-3 2 1-1 1

[Back to Contents](#)

25. Sweet By and By (G)

English and Gwich'in

by Fillmore Bennett and Joseph P. Webster;
Gwich'in by the Ven. Archdeacon McDonald

Verse

3-0 1 0-3 0 3-1 0

3-0 1 1-1 3 3-1 0

3-0 1 0-3 0 3-1 0

3-0 1 0-3 0 3-2 3

Chorus

^{low}
1-2 3 3-1 0

low low low low
0-1 2 2-2 2 1-0 1

^{low}
1-2 3 1-0 3

2-1 0 3-1 0 3-2 3

[Back to Contents](#)

Chorus

26. Swing Low, Sweet Chariot (D)

Traditional

2 0 2 0[•]-0 2-1

0-0 0-0 2 0 0

1-0 2 0 0[•]-0 2-1

0-0 0-0 2 1 0

Verse

2 0 0 0 0-0 0 2-1

0-0 0-0 2 0 0

1 0 2 0 0-0 0 2 1

0-0 0-0 2 1 0

[Back to Contents](#)

27. That's All Right Mama (E)
 by Arthur Crudup as sung by Elvis Presley

high
1 1 0 3 1 1

high
1 1 0 3 1

high
1 1 0 3 1 1

high
2 3 2 1 0 3

high
2 1 3 2 1 3

1-1 3 2 1-1

high
0 2 1 3 1

[Back to Contents](#)

28. Wagon Wheel (G)

by Bob Dylan and Ketch Secor of Old Crow Medicine Show

||: 1 1 1-1 1-1 1 0 0
1 1 1-1 1-1 1 3 3
3 2 2-2 2 1 :||

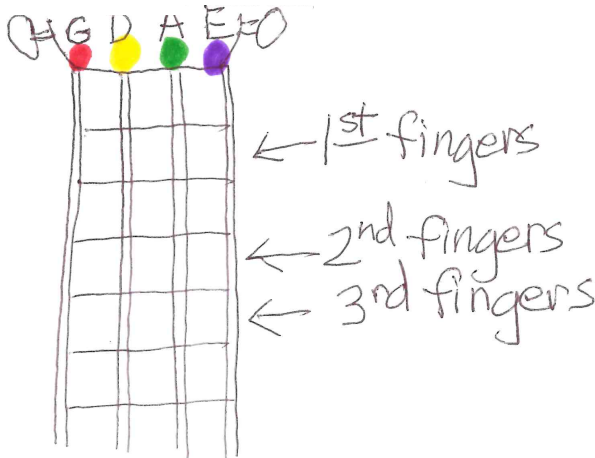
[Back to Contents](#)

29. You Are My Sunshine (D)
by Oliver Hood

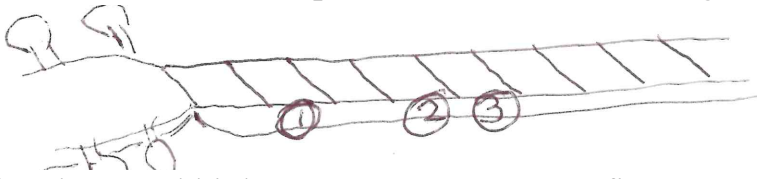
1 0 1 2 2
2 1 2 0 0
0 1 2 3 1
1 0 3 2
0 1 2 3 1
1 0 3 2 0
0 1 2 3 1 1 2 0

30. Fiddle Tab for Mandolins


Mandolins have the same strings as fiddles. Mandolins have two strings for each fiddle string—and frets to mark where your fingers go. So it's easy to use fiddle tab to play the melody on mandolins. Anytime you see a “1”, put your first finger on the second fret; a “2” means put your second finger on the 4th fret; and a “3” means put your finger on the 5th fret. And by putting colored dots at the top of the strings—you'll know which string the colored numbers go on.



When you are just getting started playing melodies, it is helpful to put a “1”, “2”, and “3” along the side of the neck to help remember where the finger's go.



In the fiddle tab, a “red high 3” means put your 3rd finger on the red string (the G string) on the 6th fret, higher than normal. And a “green low 2” means put your 2nd finger on the green string (the A string) on the 3rd fret—lower than normal.



And when you are “picking” the melody, your pick goes down on one note and up on the next note, generally going down and then up. A *tremolo* is when you play lots of “down ups” on the same note.

[Back to Contents](#)